

LTRD-2X2-MCTP

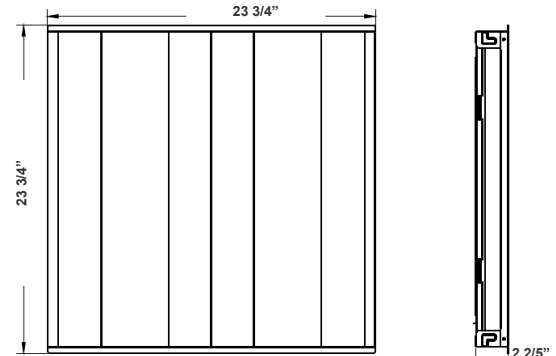


Customer Name: _____

Project Name: _____

Note: _____

Type: _____



23 3/4" (L) x 23 3/4" (W) x 2 2/5" (H)

Ideal for both new construction and remodel/replacement of fluorescent troffers in commercial office spaces, schools, healthcare facilities and retail merchandising areas.

Features

- High Quality LED Chips Provide High Efficiency, Heat Dissipation, Stability, and Lumen Maintenance
- 5-Year Warranty
- 50,000 Hours Rated Life
- Lens: Polycarbonate
- Multi CCT: Selectable Multi-CCT & Power Switches Inside The Driver Box

Technical Specifications

Electrical:

- Voltage: 120-277VAC 50/60Hz
- Wattage: 25W/ 30W/ 35W
- Power Factor: >0.92
- Efficacy: 125 LPW

Mechanical:

- High Quality LED Chips Provide High Efficiency, Heat Dissipation, Stability, and Lumen Maintenance
- Individual, Pure Aluminum Heat Sinks Offers Heat Transmission Faster Than Die Cast Steel
- Driver disconnect provided where required to comply with US and Canadian codes
- Performance Engineered Optical Lens Assembly Delivers Unique Beam Angles and Reduces Glare
- Polycarbonate Lens
- Operating Temp: -22°F to 104°F

Lighting:

- Dimmable: 0~10V Dimming
- Total Lumens: 3150LM/ 3750LM/ 4375LM
- Multi CCT: Selectable Multi-CCT & Power Switches Inside The Driver Box
- Color Temperatures: 3500K/4000K/5000K
- Color Rendering Index: CRI ≥ 80
- IP Rating: IP20 Indoor use only

Applications:

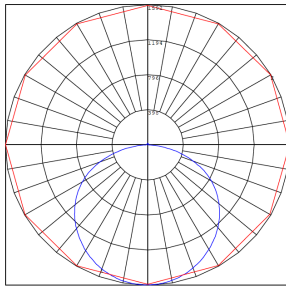
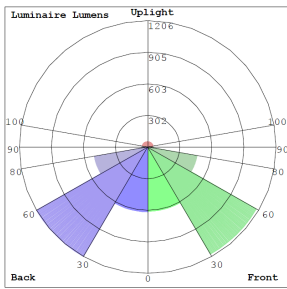
- Retail/Schools/Offices
- Healthcare/Conference rooms
- Hospitality/Corridors
- Reception areas/Foyer
- Library

Other Models:

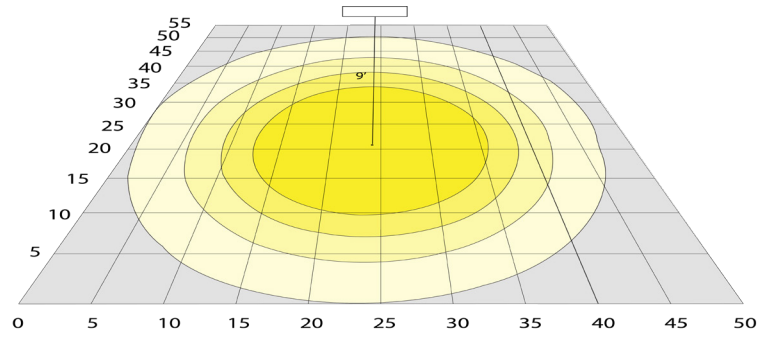
- 50W | 6250LM | LTRD-2X4-MCTP



Photometrics: LTRD-2X2-MCTP




BUG Rating: B2-U3-G1




Area 55'x 50' Mounting Height: 9'

Other Views:



Side View



Front View



Back View

Performance Table: LTRD-2X2-MCTP

MODEL NO.	Wattage	Voltage	Lumens	Color Temp.	BUG Rating	LPW
LTRD-2X2-MCTP	25W 30W 35W	120~277V	3150LM 3750LM 4375LM	3500K 4000K 5000K	B2-U3-G1	125

Sample Ordering

Model Size Color Temp./Watts

LTRD - 2X2 - MCTP

Accessories:

Blank = No Option For Accessories
LPNG-SRFC-2X2 = SURFACE MOUNTING KIT

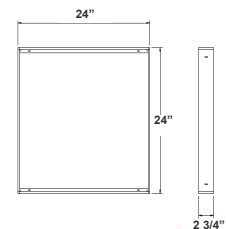
Factory-Installed Options:

Blank = No Option For Accessories
OPT-EM-TREXT= EXTERNAL EMERGENCY BACKUP BATTERY
OPT-SEN-2MRD-36= PROGRAMMABLE MICROWAVE BI-LEVEL SENSOR
WEC-3RC= OPTIONAL REMOTE CONTROL
OPT-FWH-63= 6FT 3-WIRE WHIP
OPT-FWH-65= 6FT 5-WIRE WHIP
OPT-FWH-66= 6FT 6-WIRE WHIP

ACCESSORIES and MOUNTING KIT:



LPNG-SRFC-2X2



FACTORY-INSTALLED OPTIONS:



OPT-EM-TREXT



OPT-FWH-63

OPT-FWH-65

OPT-FWH-66



WEC-3RC



OPT-SEN-2MRD-36

Example:

1. LTRD-2X2-MCTP

(FOR LTRD 2FT MCTP FIXTURE 120-277V)

2. LTRD-2X2-MCTP

(FOR LTRD 2FT MCTP FIXTURE 120-277V)

OPT-EM-TREXT

(EXTERNAL EMERGENCY BACKUP BATTERY)

